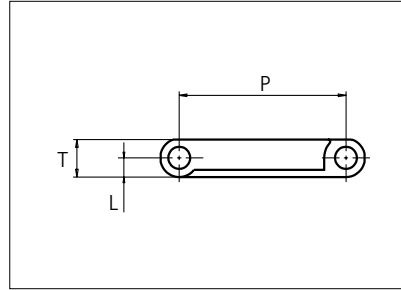


Plastic Modular Belt

Serie **uni Light EP** Type **8.5%**



Straight running belt
 Nominal pitch: 38.1 mm (1.50 in)
 Surface type: Flat
 Surface opening: 8.5%
 Backflex radius: 75.0 mm (3.0 in)
 Pin diameter: \varnothing 5.0 mm (0.20 in)

Recommended Belt material & color	POM-D W	mm	in		mm	in	
Recommended Pin and lock material & color	PP W PP W	P (Nominal)	38.1	1.50	T	8.5	0.33
		L	4.3	0.17	-	-	-

Non standard material and color: See uni Material and Color Overview.

Alternative materials: Belt: POM-LF and PE Pin: PP **W** PA6.6 **B** PE **W** PBT **LG** and SS304 PP **W** **B** **G** PP **W**

Belt width		Permissible tensile force (Belt/pin material)						Belt weight (Belt/pin material)						*Min. No. drive sprocket per shaft	Number of wear strips (Min. No.)	
		POM-D/PA6.6		PP/PA6.6		PE/PA6.6		POM-D/PA6.6		PP/PA6.6		PE/PA6.6			**Carry (pcs)	**Return (pcs)
mm	in	N	lbf	N	lbf	N	lbf	kg/m	lb/ft	kg/m	lb/ft	kg/m	lb/ft			
102	4.0	1046	235	523	118	314	71	0.6	0.39	0.4	0.25	0.4	0.27	2	2	2
153	6.0	1568	353	784	176	470	106	0.9	0.59	0.6	0.38	0.6	0.41	2	2	2
204	8.0	2091	470	1046	235	627	141	1.2	0.78	0.8	0.51	0.8	0.55	2	2	2
255	10.0	2614	588	1307	294	784	176	1.5	0.98	0.9	0.63	1.0	0.69	2	2	2
306	12.0	3137	705	1568	353	941	212	1.7	1.17	1.1	0.76	1.2	0.82	3	3	2
357	14.1	3659	823	1830	411	1098	247	2.0	1.37	1.3	0.89	1.4	0.96	3	3	2
408	16.1	4182	940	2091	470	1255	282	2.3	1.56	1.5	1.01	1.6	1.10	3	3	2
459	18.1	4705	1058	2352	529	1411	317	2.6	1.76	1.7	1.14	1.8	1.23	4	4	2
510	20.1	5228	1175	2614	588	1568	353	2.9	1.95	1.9	1.27	2.0	1.37	4	4	2
561	22.1	5750	1293	2875	646	1725	388	3.2	2.15	2.1	1.39	2.2	1.51	4	4	2
612	24.1	6273	1410	3137	705	1882	423	3.5	2.34	2.3	1.52	2.4	1.65	5	5	3
663	26.1	6796	1528	3398	764	2039	458	3.8	2.54	2.5	1.65	2.7	1.78	5	5	3
714	28.1	7319	1645	3659	823	2196	494	4.1	2.74	2.6	1.78	2.9	1.92	5	5	3

Additional standard belt widths are available in steps of 50.9 mm (2.00 in.) Additional non-standard belt widths are available in steps of 12.7 mm (0.50 in.)

1987	78.2	20367	4578	10183	2289	6110	1374	11.3	7.61	7.4	4.94	7.9	5.34	14	14	7
------	------	-------	------	-------	------	------	------	------	------	-----	------	-----	------	----	----	---

Additional standard belt widths are available in steps of 50.9 mm (2.00 in.) Additional non-standard belt widths are available in steps of 12.7 mm (0.50 in.)

2955	116.3	30289	6809	15144	3404	9087	2043	16.8	11.32	10.9	7.35	11.8	7.94	20	20	10
------	-------	-------	------	-------	------	------	------	------	-------	------	------	------	------	----	----	----

General belt tolerance is +0/-0.4% at 23°C/73°F and 50% RH. For exact belt width contact Customer Service. Non standard belt width on request.

*Max. Load per Drive Sprocket. Belt material: POM-D 1000 N (225 lbf), PP 600 N (135 lbf), PE 600 N (135 lbf)

**Max. Spacing between wear strips, Carry: 152 mm (6 in.); Return: 304 mm (12 in.)

Any questions? Please contact us.

Morskate Aandrijvingen BV
 Oosterveldsingel 47A
 7558 PJ Hengelo (Ov)
 The Netherlands

NL
 T +31 (0)74 - 760 11 11
 info@morskateaanrijvingen.nl
 www.morskateaanrijvingen.nl

DE
 T +49 692 - 222 34 95
 info@morskateantriebstechnik.de
 www.morskateantriebstechnik.de

EN
 T +31 (0)74 - 760 11 11
 info@morskatedrivetechnology.com
 www.morskatedrivetechnology.com

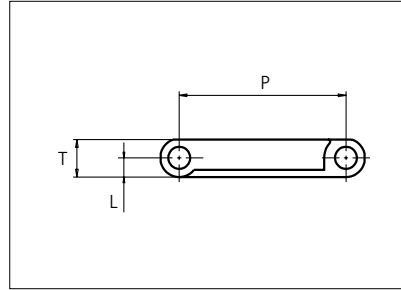
NON STANDARD

STRAIGHT RUNNING

PITCH 38.1 MM/1.50 IN

Plastic Modular Belt

Serie **uni Light EP** Type **18%**



Straight running belt
 Nominal pitch: 38.1 mm (1.50 in)
 Surface type: Flat
 Surface opening: 18%
 Backflex radius: 75.0 mm (3.0 in)
 Pin diameter: \varnothing 5.0 mm (0.20 in)

Recommended Belt material & color	POM-D W	mm	in		mm	in
Recommended Pin and lock material & color	PP W PP W	P (Nominal)	38.1	1.50	T	8.5 0.33
		L	4.3	0.17	-	- -

Non standard material and color: See uni Material and Color Overview.

Alternative materials: Belt: POM-LF and PE Pin: PP **W** PA6.6 **B** PE **W** PBT **LG** and SS304 **W** **B** **G** PP **W**

Belt width		Permissible tensile force (Belt/pin material)						Belt weight (Belt/pin material)						*Min. No. drive sprocket per shaft	Number of wear strips (Min. No.)	
		POM-D/PA6.6		PP/PA6.6		PE/PA6.6		POM-D/PA6.6		PP/PA6.6		PE/PA6.6			**Carry (pcs)	**Return (pcs)
mm	in	N	lbf	N	lbf	N	lbf	kg/m	lb/ft	kg/m	lb/ft	kg/m	lb/ft			
102	4.0	1046	235	523	118	314	71	0.5	0.33	0.3	0.23	0.4	0.25	2	2	2
153	6.0	1568	353	784	176	470	106	0.7	0.49	0.5	0.35	0.6	0.37	2	2	2
204	8.0	2091	470	1046	235	627	141	1.0	0.66	0.7	0.47	0.7	0.49	2	2	2
255	10.0	2614	588	1307	294	784	176	1.2	0.82	0.9	0.58	0.9	0.62	2	2	2
306	12.0	3137	705	1568	353	941	212	1.5	0.99	1.0	0.70	1.1	0.74	3	3	2
357	14.1	3659	823	1830	411	1098	247	1.7	1.15	1.2	0.82	1.3	0.86	3	3	2
408	16.1	4182	940	2091	470	1255	282	2.0	1.32	1.4	0.93	1.5	0.99	3	3	2
459	18.1	4705	1058	2352	529	1411	317	2.2	1.48	1.6	1.05	1.7	1.11	4	4	2
510	20.1	5228	1175	2614	588	1568	353	2.4	1.65	1.7	1.17	1.8	1.23	4	4	2
561	22.1	5750	1293	2875	646	1725	388	2.7	1.81	1.9	1.28	2.0	1.36	4	4	2
612	24.1	6273	1410	3137	705	1882	423	2.9	1.97	2.1	1.40	2.2	1.48	5	5	3
663	26.1	6796	1528	3398	764	2039	458	3.2	2.14	2.3	1.51	2.4	1.60	5	5	3
714	28.1	7319	1645	3659	823	2196	494	3.4	2.30	2.4	1.63	2.6	1.73	5	5	3

Additional standard belt widths are available in steps of 50.9 mm (2.00 in.) Additional non-standard belt widths are available in steps of 12.7 mm (0.50 in.)

1987	78.2	20367	4578	10183	2289	6110	1374	9.5	6.41	6.8	4.54	7.2	4.81	14	14	7
------	------	-------	------	-------	------	------	------	-----	------	-----	------	-----	------	----	----	---

Additional standard belt widths are available in steps of 50.9 mm (2.00 in.) Additional non-standard belt widths are available in steps of 12.7 mm (0.50 in.)

2955	116.3	30289	6809	15144	3404	9087	2043	14.2	9.53	10.0	6.75	10.6	7.15	20	20	10
------	-------	-------	------	-------	------	------	------	------	------	------	------	------	------	----	----	----

General belt tolerance is +0/-0.4% at 23°C/73°F and 50% RH. For exact belt width contact Customer Service. Non standard belt width on request.

*Max. Load per Drive Sprocket. Belt material: POM-D 1000 N (225 lbf).PP 600 N (135 lbf). PE 600 N (135 lbf)

**Max. Spacing between wear strips. Carry: 152 mm (6 in.) ; Return: 304 mm (12 in.)

Any questions? Please contact us.

Morskate Aandrijvingen BV
 Oosterveldsingel 47A
 7558 PJ Hengelo (Ov)
 The Netherlands

NL
 T +31 (0)74 - 760 11 11
 info@morskateaanrijvingen.nl
 www.morskateaanrijvingen.nl

DE
 T +49 692 - 222 34 95
 info@morskateantriebstechnik.de
 www.morskateantriebstechnik.de

EN
 T +31 (0)74 - 760 11 11
 info@morskatedrivetechnology.com
 www.morskatedrivetechnology.com

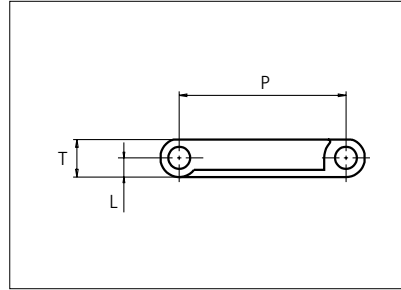

NON STANDARD

STRAIGHT RUNNING

PITCH 38.1 MM/1.50 IN

Plastic Modular Belt

Serie **uni Light EP** Type **22%**



Straight running belt
 Nominal pitch: 38.1 mm (1.50 in)
 Surface type: Flat
 Surface opening: 22%
 Backflex radius: 75.0 mm (3.0 in)
 Pin diameter: \varnothing 5.0 mm (0.20 in)

Recommended Belt material & color	POM-D W	mm	in		mm	in
Recommended Pin and lock material & color	PP W PP W	P (Nominal)	38.1	1.50	T	8.5 0.33
		L	4.3	0.17	-	- -

Non standard material and color: See uni Material and Color Overview.

Alternative materials: Belt: POM-LF and PE Pin: PP **W** PA6.6 **B** PE **W** PBT **LG** and SS304 PP **W** **B** **G** PP **W**

Belt width		Permissible tensile force (Belt/pin material)						Belt weight (Belt/pin material)						*Min. No. drive sprocket per shaft	Number of wear strips (Min. No.)	
		POM-D/PA6.6		PP/PA6.6		PE/PA6.6		POM-D/PA6.6		PP/PA6.6		PE/PA6.6			**Carry (pcs)	**Return (pcs)
mm	in	N	lbf	N	lbf	N	lbf	kg/m	lb/ft	kg/m	lb/ft	kg/m	lb/ft			
102	4.0	1046	235	523	118	314	71	0.5	0.33	0.3	0.23	0.4	0.25	2	2	2
153	6.0	1568	353	784	176	470	106	0.7	0.49	0.5	0.35	0.6	0.37	2	2	2
204	8.0	2091	470	1046	235	627	141	1.0	0.66	0.7	0.47	0.7	0.49	2	2	2
255	10.0	2614	588	1307	294	784	176	1.2	0.82	0.9	0.58	0.9	0.62	2	2	2
306	12.0	3137	705	1568	353	941	212	1.5	0.99	1.0	0.70	1.1	0.74	3	3	2
357	14.1	3659	823	1830	411	1098	247	1.7	1.15	1.2	0.82	1.3	0.86	3	3	2
408	16.1	4182	940	2091	470	1255	282	2.0	1.32	1.4	0.93	1.5	0.99	3	3	2
459	18.1	4705	1058	2352	529	1411	317	2.2	1.48	1.6	1.05	1.7	1.11	4	4	2
510	20.1	5228	1175	2614	588	1568	353	2.4	1.65	1.7	1.17	1.8	1.23	4	4	2
561	22.1	5750	1293	2875	646	1725	388	2.7	1.81	1.9	1.28	2.0	1.36	4	4	2
612	24.1	6273	1410	3137	705	1882	423	2.9	1.97	2.1	1.40	2.2	1.48	5	5	3
663	26.1	6796	1528	3398	764	2039	458	3.2	2.14	2.3	1.51	2.4	1.60	5	5	3
714	28.1	7319	1645	3659	823	2196	494	3.4	2.30	2.4	1.63	2.6	1.73	5	5	3

Additional standard belt widths are available in steps of 50.9 mm (2.00 in.) Additional non-standard belt widths are available in steps of 12.7 mm (0.50 in.)

1987	78.2	20367	4578	10183	2289	6110	1374	9.5	6.41	6.8	4.54	7.2	4.81	14	14	7
------	------	-------	------	-------	------	------	------	-----	------	-----	------	-----	------	----	----	---

Additional standard belt widths are available in steps of 50.9 mm (2.00 in.) Additional non-standard belt widths are available in steps of 12.7 mm (0.50 in.)

2955	116.3	30289	6809	15144	3404	9087	2043	14.2	9.53	10.0	6.75	10.6	7.15	20	20	10
------	-------	-------	------	-------	------	------	------	------	------	------	------	------	------	----	----	----

General belt tolerance is +0/-0.4% at 23°C/73°F and 50% RH. For exact belt width contact Customer Service. Non standard belt width on request.

*Max. Load per Drive Sprocket. Belt material: POM-D 1000 N (225 lbf).PP 600 N (135 lbf). PE 600 N (135 lbf)

**Max. Spacing between wear strips. Carry: 152 mm (6 in.); Return: 304 mm (12 in.)

Any questions? Please contact us.

Morskate Aandrijvingen BV
 Oosterveldsingel 47A
 7558 PJ Hengelo (Ov)
 The Netherlands

NL
 T +31 (0)74 - 760 11 11
 info@morskateaanrijvingen.nl
 www.morskateaanrijvingen.nl

DE
 T +49 692 - 222 34 95
 info@morskateantriebstechnik.de
 www.morskateantriebstechnik.de

EN
 T +31 (0)74 - 760 11 11
 info@morskatedrivetechnology.com
 www.morskatedrivetechnology.com

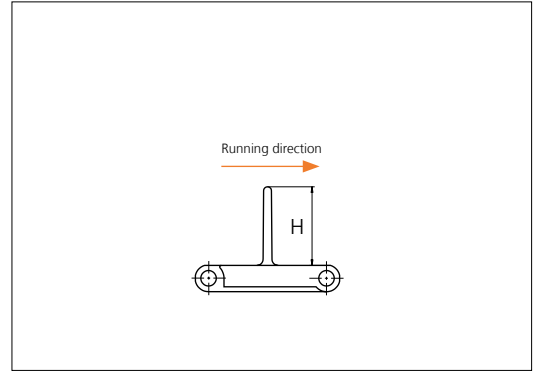
NON STANDARD

STRAIGHT RUNNING

PITCH 38.1 MM/1.50 IN

Accessories

Flight



Type	Recommended Material & color	H		Link size	Width		Indent left/right	
		mm	in		mm	in	mm	in
Non Stick	POM-D W	25.4	1.00	K750	191.0	7.52	0.0	0.00
		50.8	2.00				17.5	0.69
Flat/ Support Ribs	POM-D W	25.4	1.00	K400	101.6	4.00	0.0	0.00
				K600	152.8	6.02	0.0	0.00
		50.8	2.00	K400	101.6	4.00	0.0	0.00
				K600	152.8	6.02	0.0	0.00
76.2	3.00	K600	152.8	6.02	0.0	0.00		

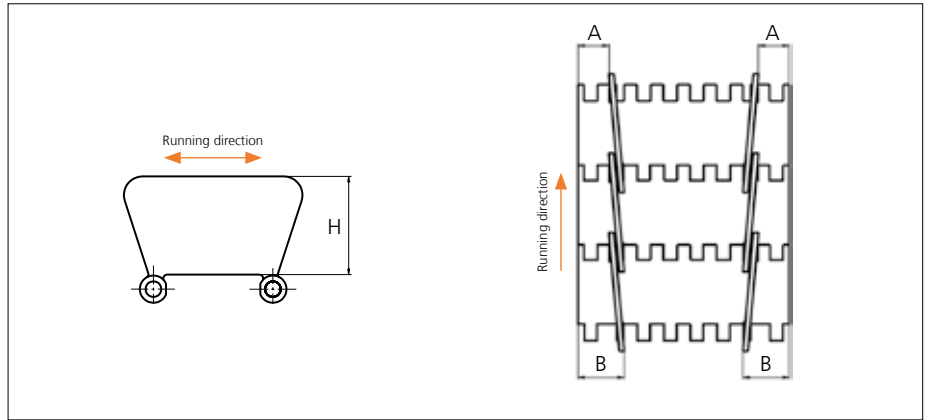
Minimum bricklaid indent for uni Light EP flights is 38.1 mm (1.50 in), increment: 12.7 mm (0.50 in).

Alternative materials: PP-I, PE

Non Standard material and color: See uni Material and Color Overview.

Accessories

Side Guard



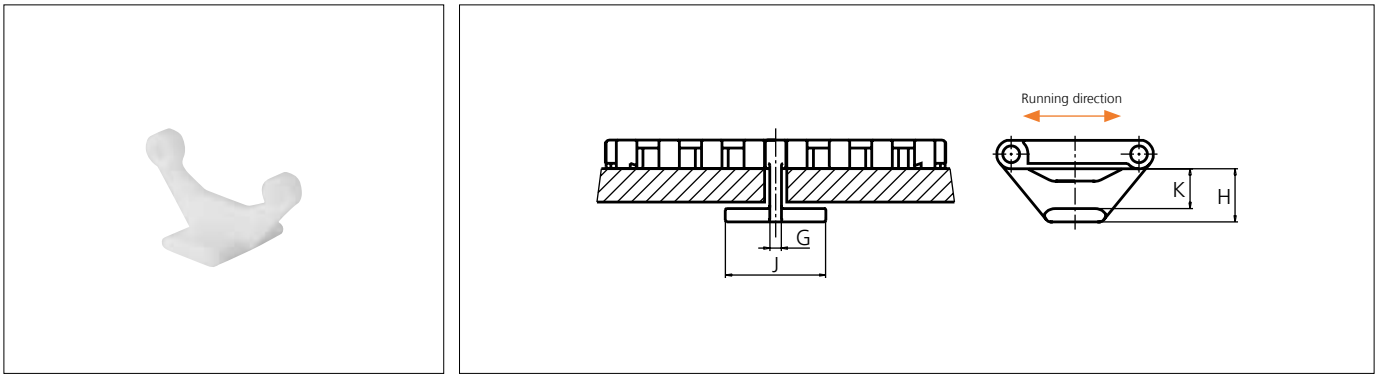
Type	Recommended Material & color	H		A		B	
		mm	in	mm	in	mm	in
Closed	POM-D W	31.7	1.25	15.0	0.59	23.0	0.91

Other Non Standard material and color: See uni Material and Color Overview.

Any questions? Please contact us.

Accessories

Tab




Type	Recommended Material & color	G		J		K		H	
		mm	in	mm	in	mm	in	mm	in
Bottom Hold Down	POM-D W	3.5	0.14	26.0	1.02	12.4	0.49	16.4	0.65

Other Non Standard material and color: See uni Material and Color Overview.

Accessories

Non Standard uni AmFlight



Other Non Standard option: See uni AmFlight Overview.

Any questions? Please contact us.

Morskate Aandrijvingen BV

Oosterveldsingel 47A
7558 PJ Hengelo (Ov)
The Netherlands

NL

T +31 (0)74 - 760 11 11
info@morskateaandrijvingen.nl
www.morskateaandrijvingen.nl


DE

T +49 692 - 222 34 95
info@morskateantriebstechnik.de
www.morskateantriebstechnik.de

EN

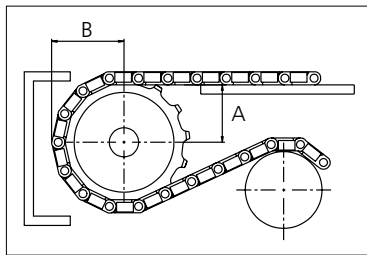
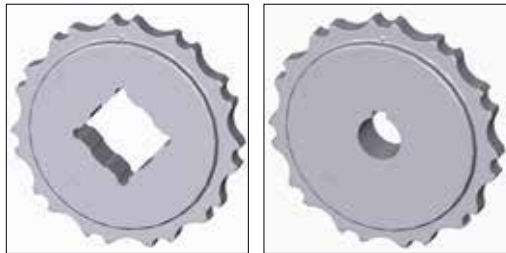
T +31 (0)74 - 760 11 11
info@morskatedrivetechnology.com
www.morskatedrivetechnology.com

Sprocket

No of teeth	Bore size													Overall diameter		Pitch-diameter		Hub-diameter		A-dimension		B-dimension		Single row/Two way	Double row/Two way	Molded PA6 LG	Machined PA6 
	Pilot bore	in	0.75	0.78	0.98	1.00	1.18	1.25	1.50	1.57	2.36	2.50	3.54														
	mm	19.1	20.0	25.0	25.4	30.0	31.8	38.1	40.0	60.0	63.5	90.0	mm	in	mm	in	mm	in	mm	in							
Z07					●	●	●					87.8	3.46	86.0	3.39	65.0	2.56	35.2	1.39	48.3	1.90	x		x			
Z09					●	●	●	■	●			111.4	4.39	110.6	4.35	90.0	3.54	48.0	1.89	60.0	2.36	x		x			
Z10					●	●	●	■	■	●		123.3	4.85	122.7	4.83	100.0	3.94	54.3	2.14	66.0	2.60	x		x			
Z11					●	●	●	■	■	■	●	135.2	5.32	135.0	5.31	110.0	4.33	60.5	2.38	72.0	2.83	x		x			
Z12						●	●	●	■	■	■	147.2	5.80	147.1	5.79	120.0	4.72	66.7	2.63	78.0	3.07	x		x			
Z15						●	●	●	■	■	■	183.2	7.21	183.5	7.22	120.0	4.72	85.3	3.36	96.0	3.78	x		x			

■ Molded sprocket

● Molded sprocket



Other sprocket sizes are available upon request.
 Two-part sprocket are available upon request.
 Round bores are always delivered with keyway.
 Other bore sizes are available upon request.
 uni Retainer Rings: See uni Retainer Ring data sheet
 Width of tooth = 11.8 mm (0.47 in)
 Width of sprocket = 23.2 mm (0.91 in)

Max load per sprocket shown does not take bore size into account.
 Please also ensure that sufficient size shaft is chosen for corresponding load.

For correct sprocket position: See uni Assembly Instructions for uni Light EP.
 For more detailed sprocket information. contact Customer Service.

Non standard material and color: See uni Material and Color Overview.

Any questions? Please contact us.